


Beşiktaş *workboats*




Capacity




30 Pax 2 Crew

Speed



20 Knots

Power



2 x 750 hp

CREW BOAT

1 7 0 0 S E R I E S

CREW BOAT

1700 SERIES

• CAMARC DESIGN •

GENERAL FEATURES

BASIC FUNCTIONS	Pilot, Crew Transfer, Patrol Duties
CLASSIFICATION	BV I · Hull · Mach Coastal Area
SPEED (SERV/MAX)	18.0 / 20.0 knots
CAPACITY	30 Pax / 2 Crew

DIMENSIONS

LENGTH OVERALL	16,70 m
BEAM OVERALL	5,40 m
DEPTH AT SIDES	2,40 m
DRAFT (DESIGN/MAX)	1,50 m / 1,70 m
FUEL OIL CAPACITY	3.800 liters
F. WATER CAPACITY	500 liters
SEWAGE CAPACITY	300 liters

MACHINERY

MAIN ENGINE	Volvo Penta D16
POWER	2x 750 hp @ 1900 rpm
GEARBOX	2x Twindisc 2:1
PROPULSION	900 mm Dia. FP Propellers
AUX. ENGINE	2x 27 kW Single Phase
VENTILATION	24V 14.000 m ³ /h
AIR CONDITIONING	2x Chilled Water System

EQUIPMENT

GMDSS AREA	A1
NAVIGATION SET	Furuno / Sailor
LIFE SAVING	Viking Life Saving
FIRE FIGHTING	Aerosol Fixed Fire Extinguisher
PUMPS	CEM Pumps
ANCHORAGE	2x 22 kgs HHP Anchor
WINDLASS	Data Hydraulic 1,5 ton

