

Beşiktaş workboats




BP

←○→


15 Tons

Speed



12 Knots

Power



2 x 500 hp

MOORING BOAT

1 5 0 0 S E R I E S

MOORING BOAT

1 5 0 0 Series

GENERAL FEATURES

BASIC FUNCTIONS	Mooring, Pushing, Harbour Duties
CLASSIFICATION	BV I · Hull · Mach Coastal Area
SPEED (SERV/MAX)	10.0 / 12.0 knots
BP (SUSTAINED/MAX)	12 / 15 tons

DIMENSIONS

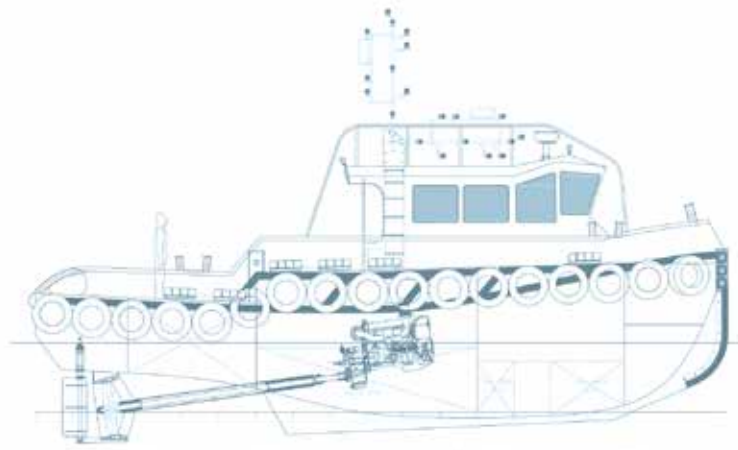
LENGTH OVERALL	14,85 m
BEAM OVERALL	5,80 m
DEPTH AT SIDES	2,40 m
DRAFT (DESIGN/MAX)	1,80 / 2,40 m
FUEL OIL CAPACITY	15.000 liters
F. WATER CAPACITY	2.400 liters
SEWAGE CAPACITY	900 liters

MACHINERY

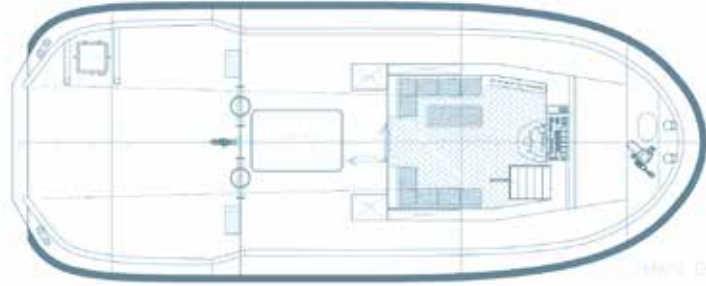
MAIN ENGINE	Volvo Penta D13
POWER	2x 500 hp @ 1800 rpm
GEARBOX	2x Twindisc 4:1
PROPULSION	1150 mm Dia. FPP in Nozzles
AUX. ENGINE	21 kW Single Phase
VENTILATION	24V 16800 m ³ /h
AIR CONDITIONING	Chilled Water System

EQUIPMENT

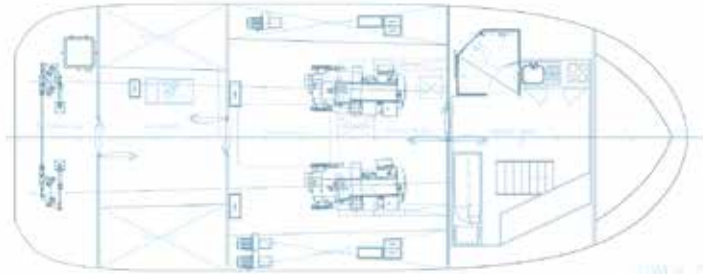
GMDSS AREA	A1
NAVIGATION SET	Furuno / Sailor
LIFE SAVING	Viking Life Saving
FIRE FIGHTING	Aerosol Fixed Fire Extinguisher
PUMPS	CEM Pumps
ANCHORAGE	1x 50 kgs HHP Anchor
WINDLASS	Data Hydraulic 1,5 ton



STARBOARD VIEW



MAIN DECK



STARBOARD DECK

